

OXSTAND

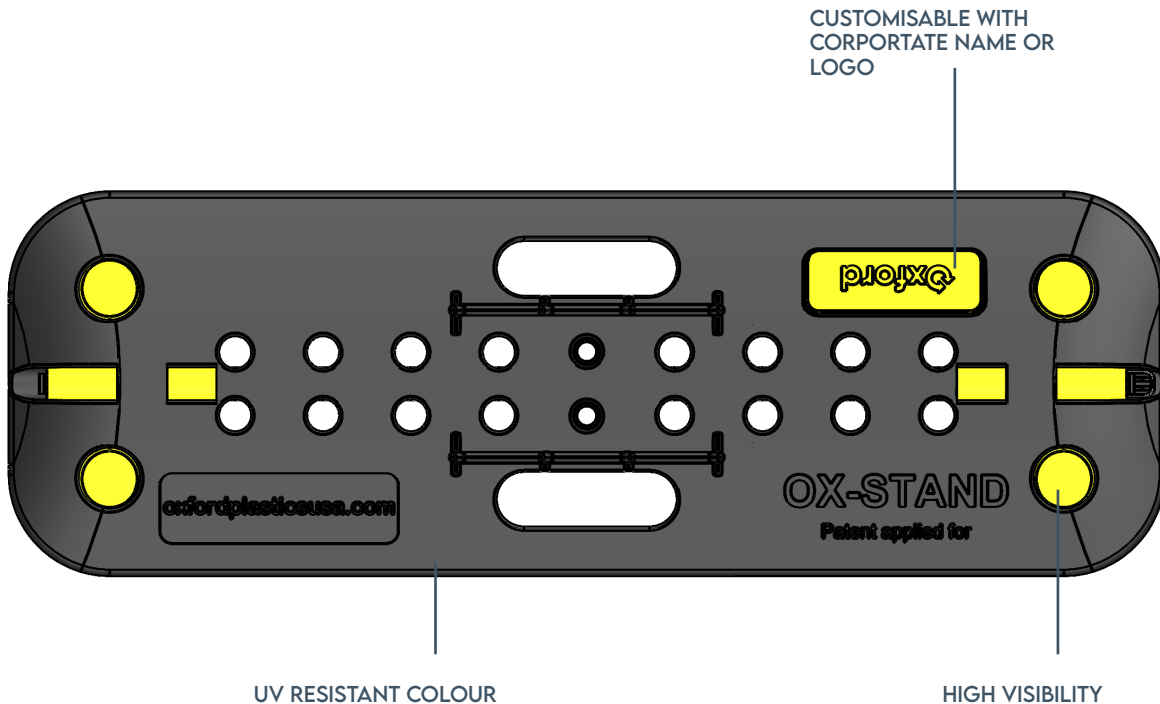


CONTENTS

PAGE

3	Features
4	What problems does it solve
5	Dimensions and weights
6	Wind resistance
7	Wind data scale specifications
8	Inspection and maintenance
9	Installation and safe handling
10	Spares
11	Recyclability
12	Associated products
13	Contact information

FEATURES



ROBUST

Durable base with removable fibreglass backbone that adds strength.

Easy to repair if warranted, risers can be replaced manually without tools.

Made in HDPE that has an operating temperature of +50°C / 120°F to -30°C / -20°F.

More surface area for ballast weight to rest on, if more ballast is warranted.

SAFE & EASY TO USE

Steel risers are open, allowing water to pass through.

Low Profile and designed for panels with a 1 3/8" post.

Stackable for ease of storage and transportation.

Ballast with Temporary Fence Weight to create a semi-permanent perimeter.

EXTRAS

If required, spare parts are available to extend the life of your OxStand.

Can be customised with customer logos, MOQs apply.

WHAT PROBLEMS DOES IT SOLVE



ALTERNATIVE METAL TUBE STAND:

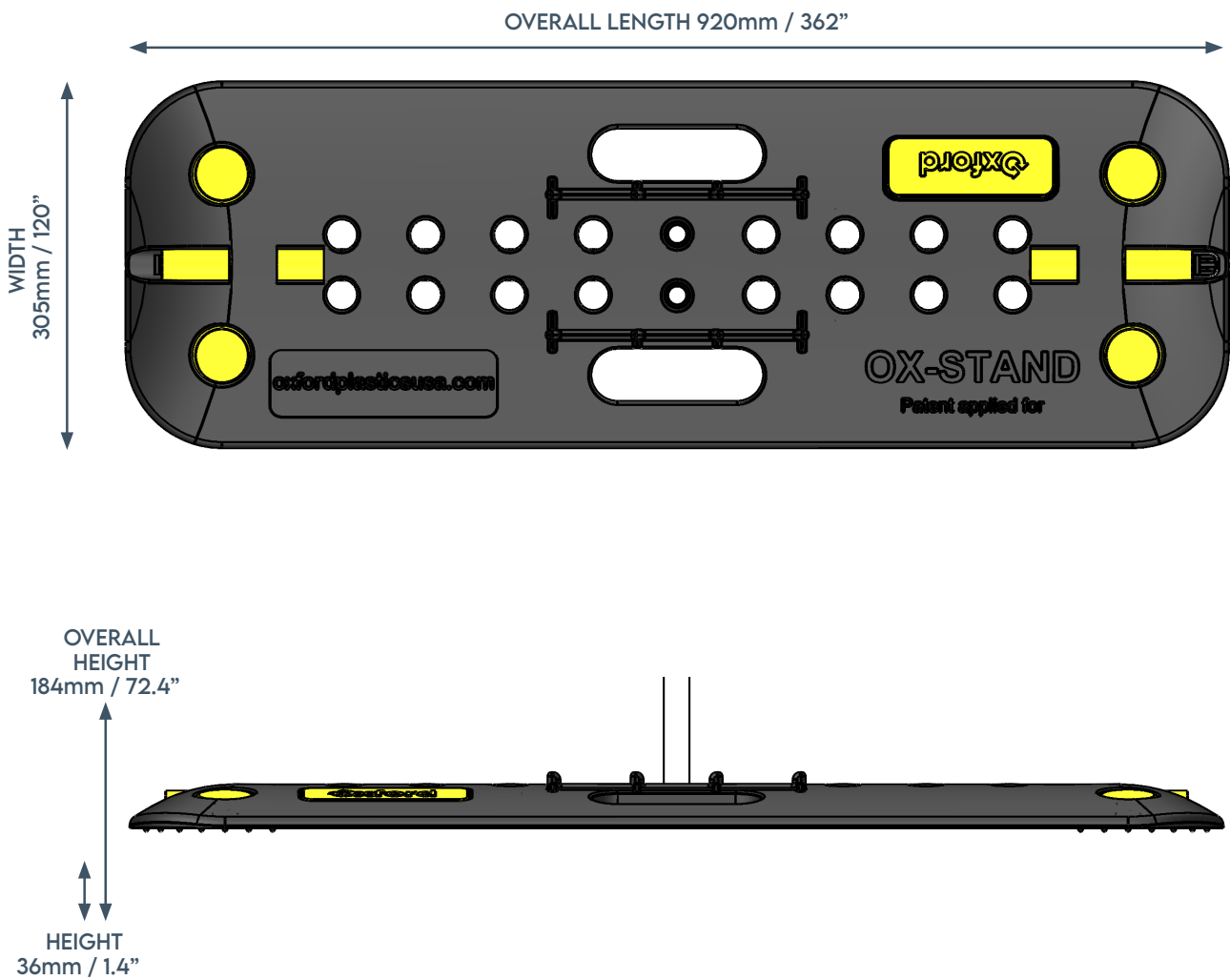
The OxStand is an alternative to the metal tube stand, commonly used with temporary metal fencing at events and on construction sites.

Easy to stack, store, and transport, reducing costs. Carry multiple OxStand with handholds.



DIMENSIONS AND WEIGHTS

OXSTAND 3kg / 7lbs



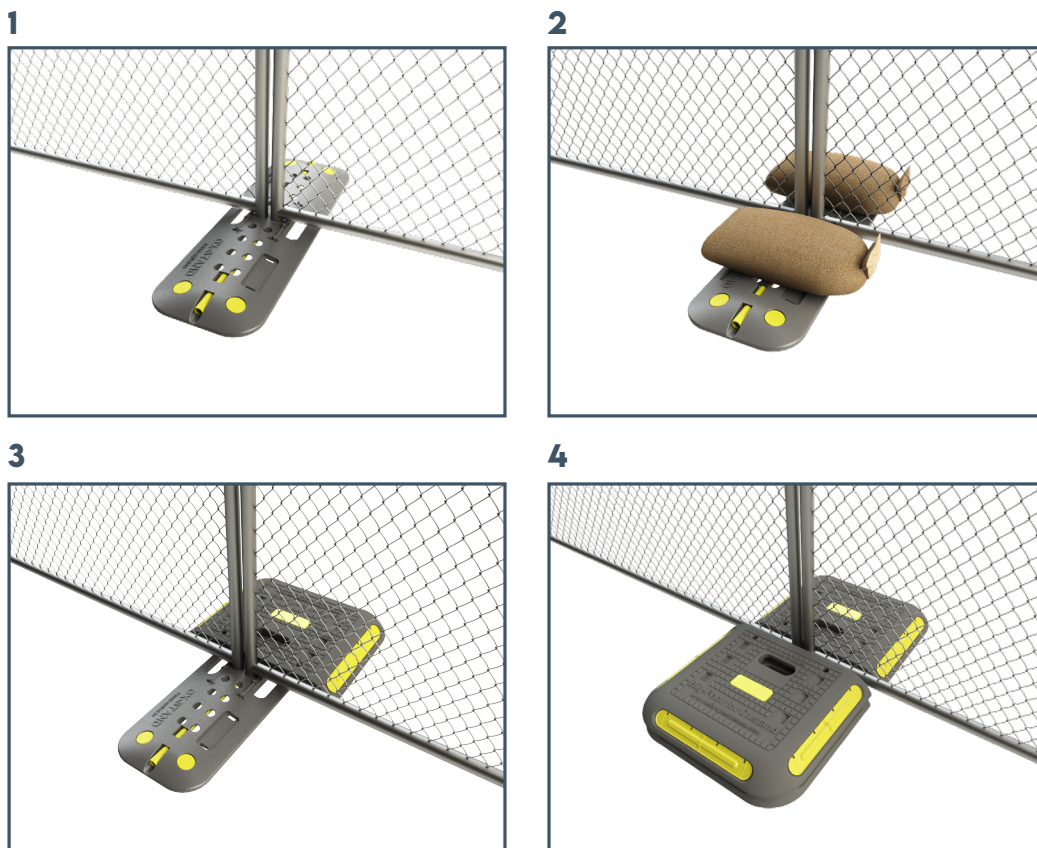
Part Name	Product Code
OxStand	O614



WIND RESISTANCE

The Oxstand and Temporary Fences can be configured to withstand windspeeds as shown below.

OXSTAND & TEMPORARY FENCE CONFIGURATIONS FOR FOLLOWING SPEEDS:



Configuration	Description	Windspeeds		
		20mph	40mph	60mph
1	OxStand	✓		
2	OxStand and 30Kgs of Sand Bags	✓	✓	
3	OxStand with 1 Temporary Fence Weights	✓	✓	
4	OxStand with 3 Temporary Fence Weights	✓	✓	✓

WIND DATA SCALE SPECIFICATIONS

WIND CLASSIFICATIONS FOR BS8442

Wind Class	Meters per second (m/s)	Mile per hour (mph)
Class A	26.3	59
Class B	17.6	39.6
Class C	8.7	19.6

CLASSIFICATION AND LABELLING OF UNITS

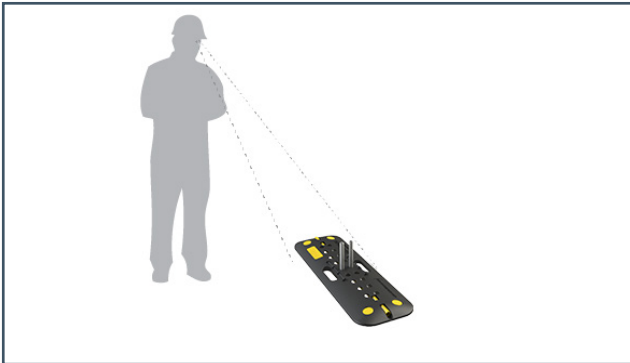
The manufacturer shall indicate the mass ballast to be added to each barrier assembly to resist a specified class of wind speed, depending upon the barrier configuration and the level of wind resistance chosen.

BEAUFORT SCALE, WIND FORCE OR GALE FORCE

Force 2	8-12mph	Gentle breeze, leaves and small twigs in constant motion, wind extends light flag
Force 3	13-18mph	Moderate breeze, raises duct loose paper, small branches are moved
Force 5	19-24mph	Fresh breeze, small trees in leaf begin to sway, crested wavelets form on inland water
Force 6	25-31mph	Strong breeze, large branches in motion, whistling heard in telegraph wires, umbrellas difficult
Force 7	32-38mph	Near gale, walking noticeably hampered
Force 8	39-46mph	Gale, branches break, walking very difficult
Force 9	47-54mph	Severe gale, slates blown off roofs
Force 10	55-63mph	Storm, trees up rooted

INSPECTION AND MAINTENANCE

Care for the product by following the below guidance:



Inspect each product for signs of damage, between every installation.



Clean product between every installation to remove debris.



When storing and transporting, ensure the OxStand is stacked on top of each other

SIGNS OF DAMAGE

Cracks in the black or yellow section indicate it has been damaged through improper use.

The product should lay flat on the ground depending on the ground conditions. A visibly bent product also indicates it has been damaged through improper use.

These products need to be disposed of.

MAINTENANCE

The OxStand can be maintained with spare parts which are available for purchase.

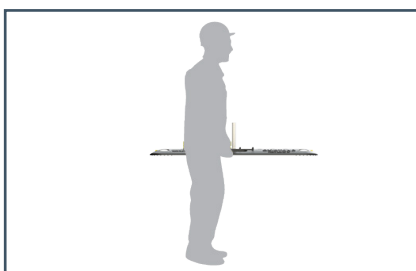
INSTALLATION AND SAFE HANDLING

Prior to installing the OxStand

1. Complete a Site Specific Risk Assessment at the start of the project.
2. Inspect OxStand for damage – do not use damaged products




Assess ground condition to ensure it's suitable for fencing.



One person lift.



Position OxStand on the ground.



Place metal fence onto the metal risers on the OxStand.



Repeat process until required area is fenced off.

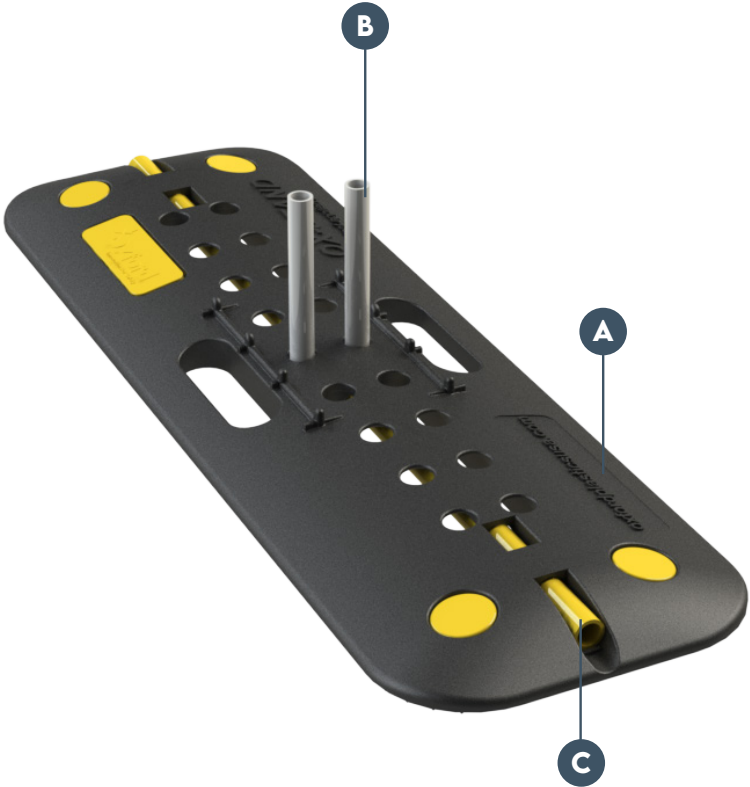


Place Temporary Fence Weight on OxStand for ballasting.



SPARES

Parts can be disassembled, enabling elements to be replaced in the unlikely event of damage.



	Part Name	Material	Product Code
A	OxStand	Black HDPE	O614
B	OxStand Metalwork	Steel	O613
C	OxStand Pultrusion	Fiberglass	O612



RECYCLABILITY



MATERIALS

OxStand is made from HDPE and steel which are fully recyclable.

Contact Oxford Plastics for returning end of life products.



ASSOCIATED PRODUCTS

When setting up a street works site, other Oxford Plastics solutions can be used to ensure compliance is achieved. Browse our Chapter 8 solutions; including advanced barrier systems, trench covers, road plates, wheelchair ramps and street works signs.



**ADVANCED
BARRIER SYSTEMS**



**PORTABLE
GATE BARRIERS**




**GROUND
PROTECTION**



**WHEELCHAIR
RAMPS**



**TRENCH
COVERS**



**ROAD
PLATES**



CONTACT INFORMATION

UK & R.O.W

Oxford Plastic Systems Ltd
Unit T2, Enstone Business Park
Enstone,
Chipping Norton
Oxfordshire
OX7 4NP
United Kingdom

sales@oxfordplastics.com
Tel: +44(0)1608 678888

USA

Oxford Plastic Systems LLC
1011 Centre Rd,
Suite 312,
Wilmington
DE
19805
USA

info@oxfordplasticsusa.com
1-800-567-9182

