




ENDURAMAT 2440 X 1220MM



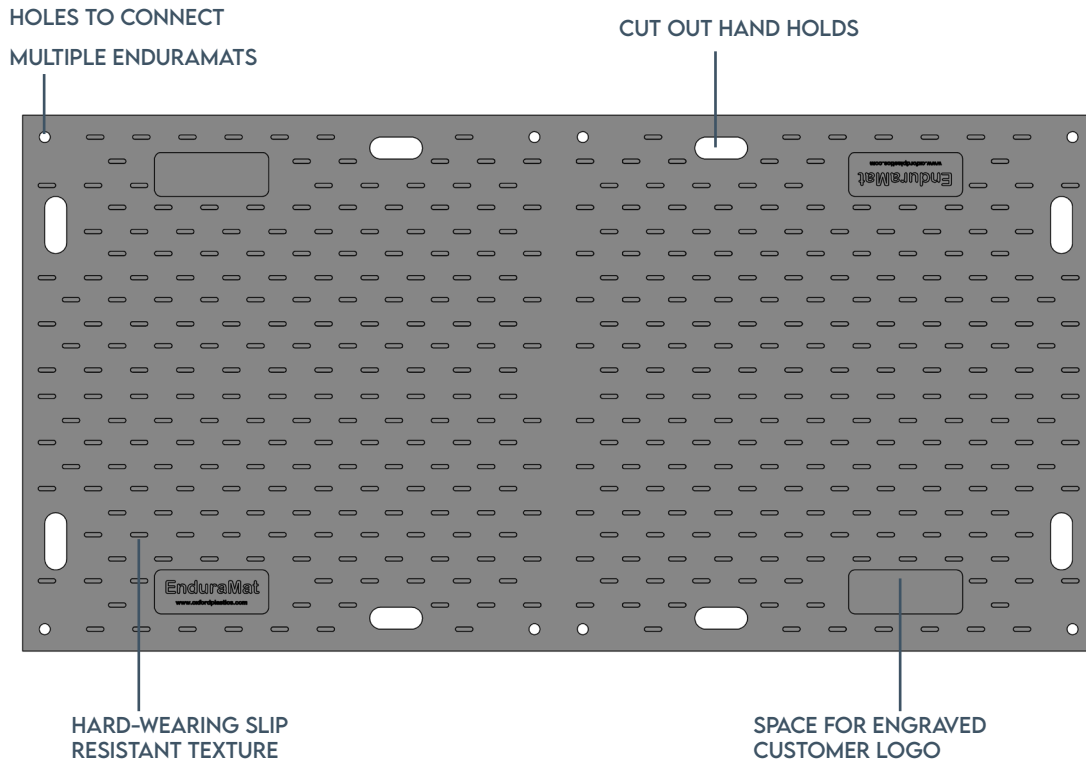
CONTENTS

PAGE

| | |
|----|--|
| 3 | Features and benefits |
| 4 | Branding and customisation |
| 5 | What problems does it solve? |
| 6 | Dimensions and weight |
| 7 | Material composition and product life |
| 8 | Slip resistance |
| 9 | Product usage |
| 10 | Inspection and maintenance |
| 11 | Installation |
| 12 | Ground and vehicle type - quick reference |
| 13 | Ground and vehicle type - data table |
| 14 | Recyclability |
| 15 | Associated products |
| 16 | Contact information |



FEATURES AND BENEFITS



ROBUST

Create stable ground conditions for heavy vehicles.

Integral slip resistant texture.

Advanced HDPE technology construction, robust and durable.

Proven to work in temperatures +50°C / 120°F to -30°C / -20°F.

Non-metal construction reduces theft.

SAFE & EASY TO USE

Can be manually handled without the need for heavy lifting equipment.

Quick to install.

Ability to connect multiple EnduraMats with light duty and heavy duty couplers.

Different tread patterns on each side, for pedestrian traffic or vehicle traffic.

EXTRAS

Can be customised with customer logos, MOQs apply.


Colour customisable, MOQs apply.



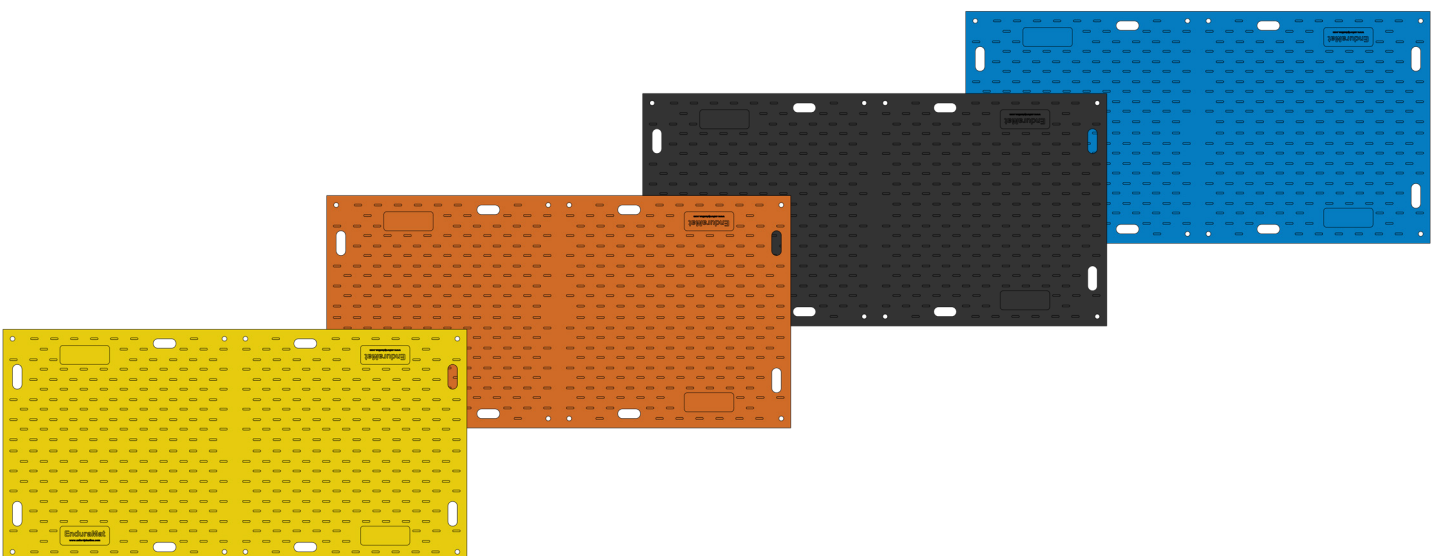
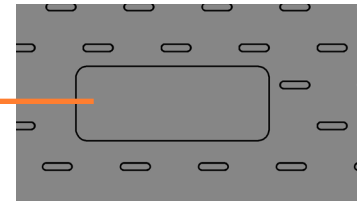


BRANDING AND CUSTOMISATION

| | Standard Colour | Non-standard Colours Available | Embossing |
|-----------------------|-----------------|--------------------------------|-------------|
| EnduraMat 2440 | Grey | Yellow, Orange, Black or Blue | MOQ 120 off |



**EnduraMat
Custom Embossing Area
100 x 250mm**



EnduraMat 2440 Core Colour Options



WHAT PROBLEMS DOES IT SOLVE?



GROUND PROTECTION

Enable access for heavy vehicles while protecting ground conditions.

Create semi-permanent roadways on soft ground using heavy duty couplers.

Create portable passageways on soft ground using light duty couplers.

CREATE ACCESS

Demarcate walkways and thoroughfares to avoid hazards.

Signpost to inform, educate and navigate pedestrians.

VERSATILITY

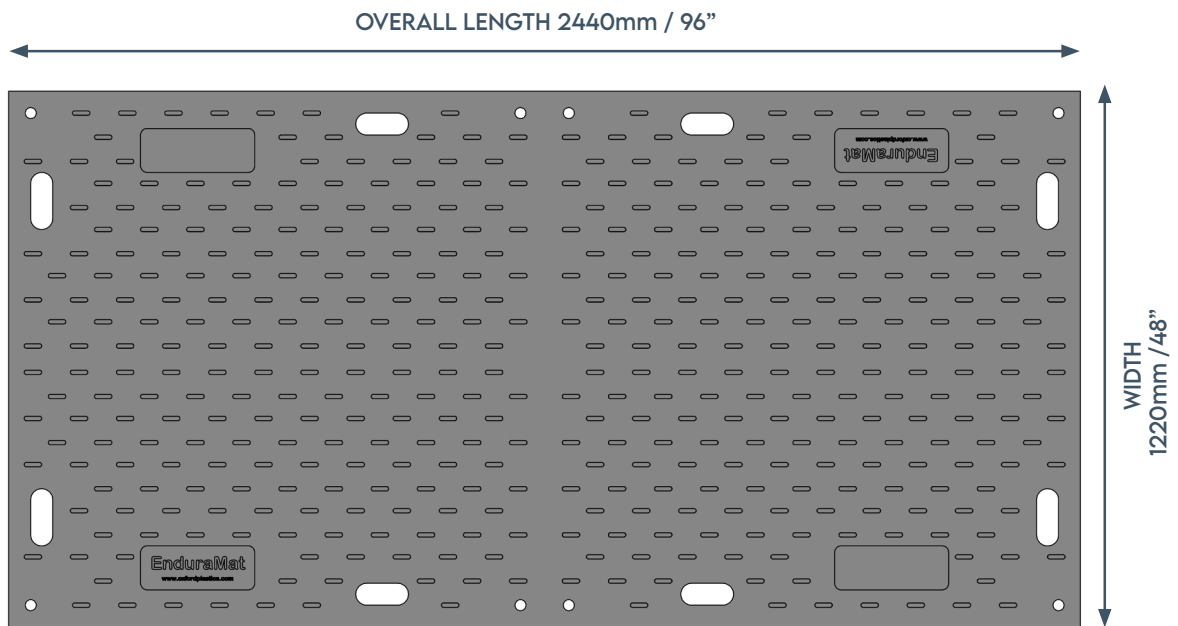
Manually installed mats.

Can be used to protect the ground or provide access in poor conditions.

Light enough to be lifted and moved on the work site.

DIMENSIONS AND WEIGHTS

ENDURAMAT 32Kg / 71lbs



HEIGHT
12mm / 0.5"



| Part Name | Product Code | Height | Width | Length |
|-------------------------|--------------|-------------|--------------|--------------|
| EnduraMat 2440 x 1220mm | O651 | 12mm / 0.5" | 1220mm / 48" | 2440mm / 96" |
| Light Duty Coupler | O652 | 3mm / 0.1" | 132mm / 5" | 95mm / 4" |
| Heavy Duty Coupler | O648 | 8mm / 0.3" | 178mm / 7" | 178mm / 7" |



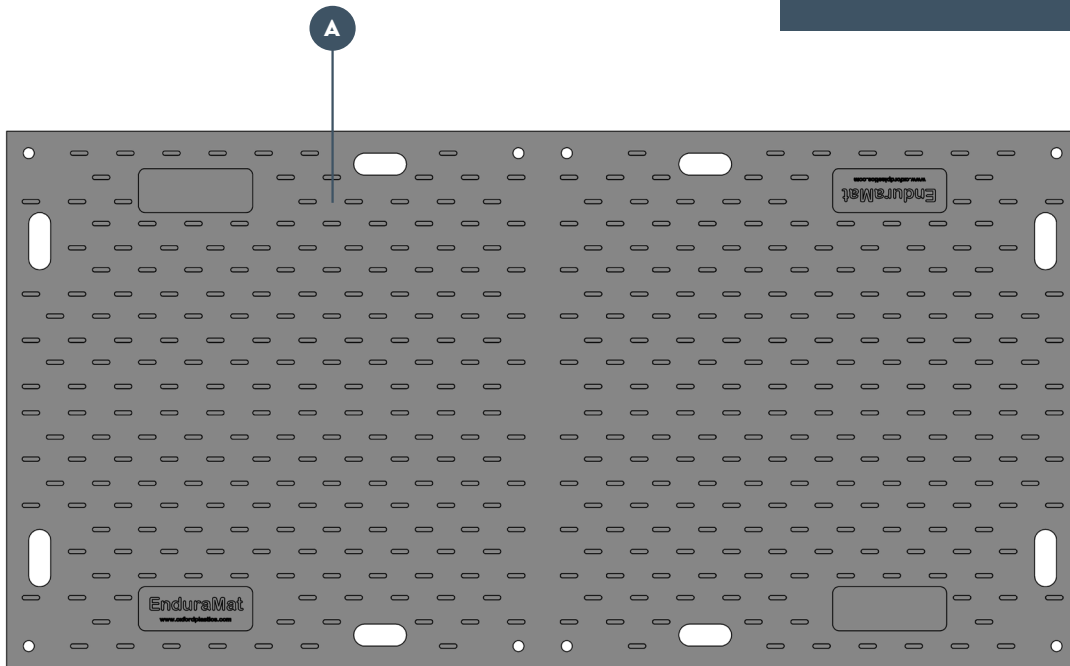
MATERIAL COMPOSITION AND PRODUCT LIFE

All elements use materials that if maintained correctly will not structurally degrade in UV light, in the presence of water or salts, and are stable in temperatures from +50°C / +120°F to -30°C / -20°F.

CUSTOM COLOUR

EnduraMat 2440 is manufactured from 85% recycled material as standard.

Virgin material must be used for colour customisations. MOQs also apply for colour customisation.



| | Part Name | Material |
|---|-----------|------------------|
| A | Main Body | Recycled plastic |






SLIP RESISTANCE

Slip Resistance testing has been carried out by an independent test house, in line with the requirements of UK HSE 2012 document 'Testing the slip resistance of flooring'.

Testing was carried out in 3 directions in wet and dry conditions, using a calibrated Munro slip tester using Slider 55 and Slider 96.



CLASSIFICATIONS

High Slip Potential
0-24

Medium Slip Potential
25-35

Low Slip Potential
36+

SLIDER 96 TEST RESULTS - DRY

| | Median Result | Classification |
|--------------------------|---------------|--------------------|
| Parallel to traffic | 60 | LOW SLIP POTENTIAL |
| 45 degrees to traffic | 64 | LOW SLIP POTENTIAL |
| Perpendicular to traffic | 68 | LOW SLIP POTENTIAL |

SLIDER 96 TEST RESULTS - WET

| | | |
|--------------------------|----|-------------------------|
| Parallel to traffic | 34 | MODERATE SLIP POTENTIAL |
| 45 degrees to traffic | 40 | LOW SLIP POTENTIAL |
| Perpendicular to traffic | 34 | MODERATE SLIP POTENTIAL |

SLIDER 55 TEST RESULTS - DRY

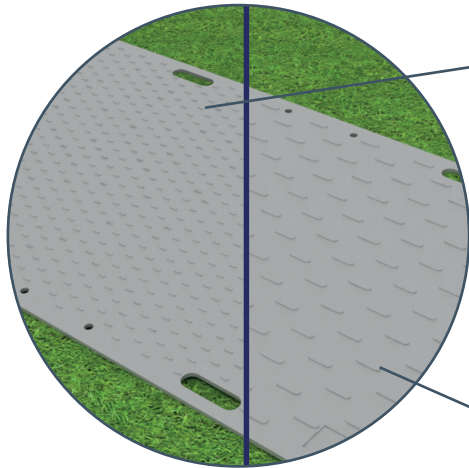
| | | |
|--------------------------|-----|--------------------|
| Parallel to traffic | 87 | LOW SLIP POTENTIAL |
| 45 degrees to traffic | 91 | LOW SLIP POTENTIAL |
| Perpendicular to traffic | 114 | LOW SLIP POTENTIAL |

SLIDER 55 TEST RESULTS - WET


| | | |
|--------------------------|----|-------------------------|
| Parallel to traffic | 30 | MODERATE SLIP POTENTIAL |
| 45 degrees to traffic | 37 | LOW SLIP POTENTIAL |
| Perpendicular to traffic | 39 | LOW SLIP POTENTIAL |



PRODUCT USAGE





EnduraMat has two different slip resistant textures. On one side is a tread pattern suitable for heavy vehicles and the other side has a tread pattern more suitable for pedestrian usage.



Safe for pedestrian use.



Safe for heavy vehicles.

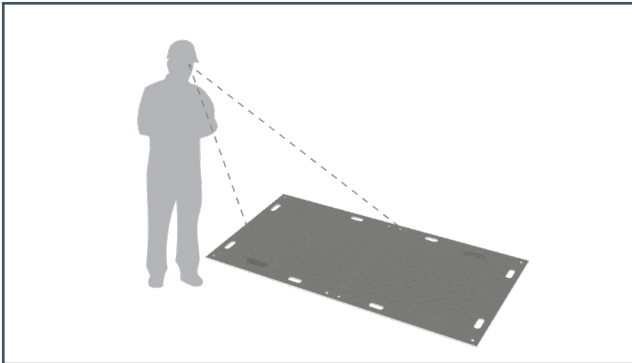


GROUND CONDITIONS

The product is suitable for use on good, even ground conditions as well as heavily uneven or soft ground too.

INSPECTION AND MAINTENANCE

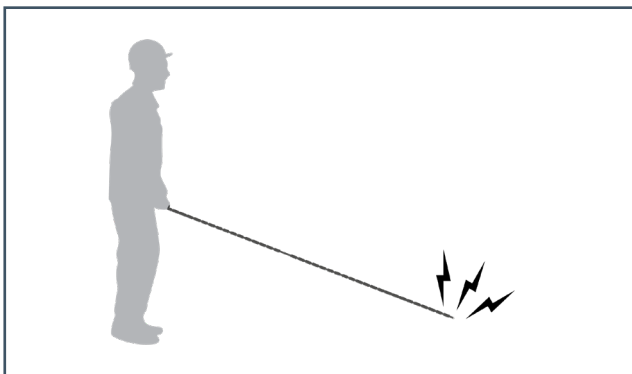
Care for the product by following the below guidance:



Inspect each product for signs of damage, between every installation.



Clean product between every installation to remove debris, and to maintain slip resistance properties.



Do not drop the product.
Do not lift or move with machinery.

SIGNS OF DAMAGE

Cracks in material indicate it has been damaged through improper use.

If product shows signs of damage, it should be disposed of and recycled.

MAINTENANCE

EnduraMats should be free from mud and other debris.


Ensure that EnduraMat is cleaned after each use with a brush and/or water.



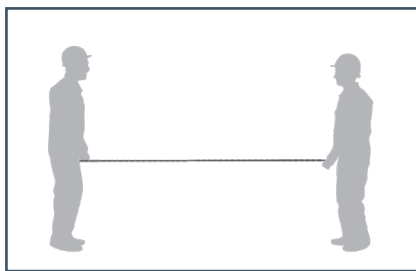
INSTALLATION AND SAFE HANDLING

Follow the process below for safe and effective installations.


Risk assessments should be carried out to ensure the usage is suitable for the scenario.




Assess conditions of the ground and traffic passing over the EnduraMats.



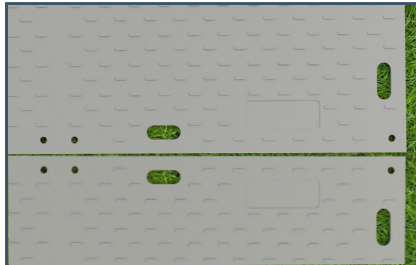
Two person lift.




Bend at the knees in line with best practise.




Position product onto area requiring ground protection.




Depending on traffic and conditions connect multiple EnduraMats with either light or heavy duty coupler.




When using the Light Duty coupler, place one end of the coupler into the first Enduramat and then the second into the second Enduramat.



When using the Heavy Duty coupler, place the back plate behind the Enduramats, feeding the bolts through the Enduramat holes.



Do this for up to four Enduramats. Place the front plate on top and secure with nuts.



Repeat until the area is covered.



GROUND & VEHICLE TYPE QUICK REFERENCE

Quick reference guide suggesting what ground types can be protected with the Enduramat for various vehicles types. See next page for detailed data.

| GROUND TYPE : | | SUITABLE TO PROTECT GROUND FOR: |
|---------------|---|---------------------------------|
| HARD | Compact sand | |
| | Clay that cannot be indended with moderate thumb pressure | |
| | Gravel | |
| | Rock | |
| | Shale | |
| | Cemented material | |
| MEDIUM | Soft clay, can be indended 5mm with moderate thumb pressure | |
| | Loose and fine dry sand | |
| SOFT | Very soft clay penetrated by moderate thumb pressure up to a few cm | |



GROUND & VEHICLE TYPE DATA TABLE

| GROUND TYPE | 2 axle vehicle. Max T recommended with Enduramat | 3 axle vehicle. Max T recommended with Enduramat | 4 axle vehicle. Max T recommended with Enduramat | 5 axle or more vehicle. Max T recommended with Enduramat |
|---|---|---|---|---|
| Hard Rock; Granite | 463 | 694 | 925 | 1156 |
| Sandstone, Limestone | 231 | 347 | 463 | 578 |
| Broken bedrock, Shale, Cemented material | 126 | 188 | 251 | 314 |
| Soft Shale, Hard dry clay | 63 | 94 | 126 | 157 |
| Compact gravel & sand | 63 | 94 | 126 | 157 |
| Soft Rocks | 63 | 94 | 126 | 157 |
| Medium clay cannot be indented with moderate thumb pressure | 35 | 52 | 70 | 87 |
| Loose gravel or sandy gravel mix, dry | 35 | 52 | 70 | 87 |
| Moist clay cannot be indented with moderate thumb pressure | 21 | 32 | 43 | 54 |
| Fine sand and silt | 21 | 32 | 43 | 54 |
| Soft clay indented with thumb 5mm or less | 14 | 21 | 29 | 36 |
| Loose and fine dry sand | 14 | 21 | 29 | 36 |
| Very soft clay penetrated by thumb up to a few cm | 7 | 11 | 14 | 18 |

HOW TO USE TABLE


1. Assess ground condition and select appropriate row.
2. Select column for vehicle axle number.
3. Find max weight that can be supported for selection.
4. If gross vehicle weight is less than max weight, Mat can be used to protect ground*.

*NOTES ON USE OF DATA

- Occasional vehicle use, not continuous traffic.
- Only 1 wheel on mat at one time
- Mats connected or pinned in place
- Load of vehicle spread equally over all wheels.
- Ground type flat & consistent without variations or mix of materials.
- Harder materials within softer ground types may damage mat.
- Users to carry own own risk assessments.



RECYCLABILITY



MATERIALS

EnduraMat is made from HDPE and is fully recyclable.

EnduraMat is also available in up to 100% recycled material.

Contact Oxford Plastics for returning end of life products.



ASSOCIATED PRODUCTS

When setting up a street works site, other Oxford Plastics solutions can be used to ensure compliance is achieved. Browse our Chapter 8 solutions; including advanced barrier systems, trench covers, road plates, wheelchair ramps and street works signs.



ADVANCED BARRIER SYSTEMS




PORTABLE GATE BARRIERS




STREET WORKS SIGNS



WHEELCHAIR RAMPS



TRENCH COVERS



ROAD PLATES



CONTACT INFORMATION

UK & R.O.W

Oxford Plastic Systems Ltd
Unit T2, Enstone Business Park
Enstone,
Chipping Norton
Oxfordshire
OX7 4NP
United Kingdom

sales@oxfordplastics.com
Tel: +44(0)1608 678888

USA

Oxford Plastic Systems LLC
1011 Centre Rd,
Suite 312,
Wilmington
DE
19805
USA

info@oxfordplasticsusa.com
1-800-567-9182

