

# SAFEGATE

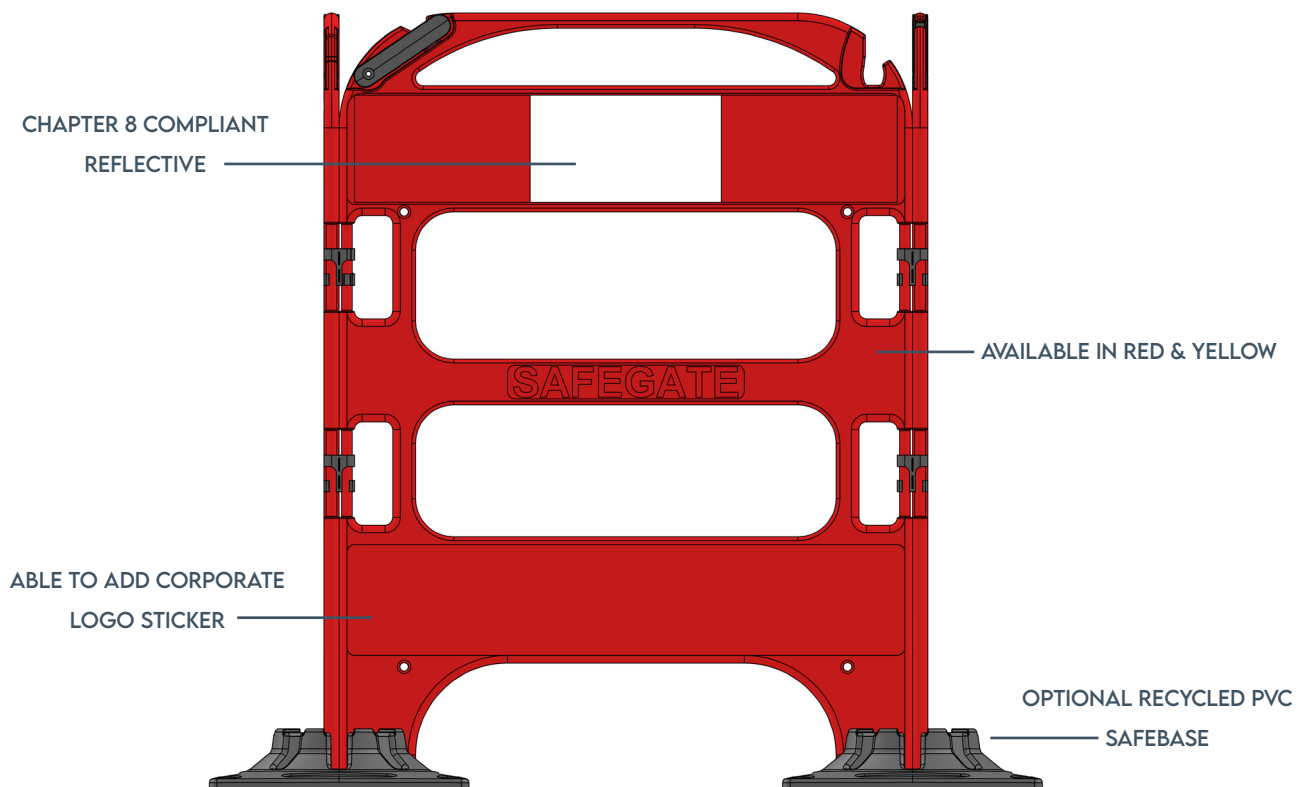


# CONTENTS

## PAGE

3	<b>Features and benefits</b>
4	<b>What problems does it solve</b>
5	<b>Dimensions and weights</b>
6	<b>Installation</b>
7	<b>Wind resistance</b>
8	<b>Wind data scale specifications</b>
9	<b>Code compliance</b>
10	<b>Inspection and maintenance</b>
11	<b>Repairing the reflective</b>
12	<b>Spares</b>
13	<b>Recyclability</b>
14	<b>Associated products</b>
15	<b>Contact information</b>

## FEATURES AND BENEFITS



### MANHOLE BARRIER

Fully compliant with Chapter 8 Streetworks.

Portable solution making it easier to carry & deploy than typical Chapter 8 barriers.

Clearly cordon off areas to reduce pedestrians/site staff entering restricted zones.

Keep sites protected in high wind conditions using the SafeBase

### EASY TO USE & TRANSPORT

Lightweight

Non-conductive & non-corrosive.

### EXTRAS

Can be customised with customer logos, MOQs apply.

Available in red & yellow.

## WHAT PROBLEMS DOES IT SOLVE



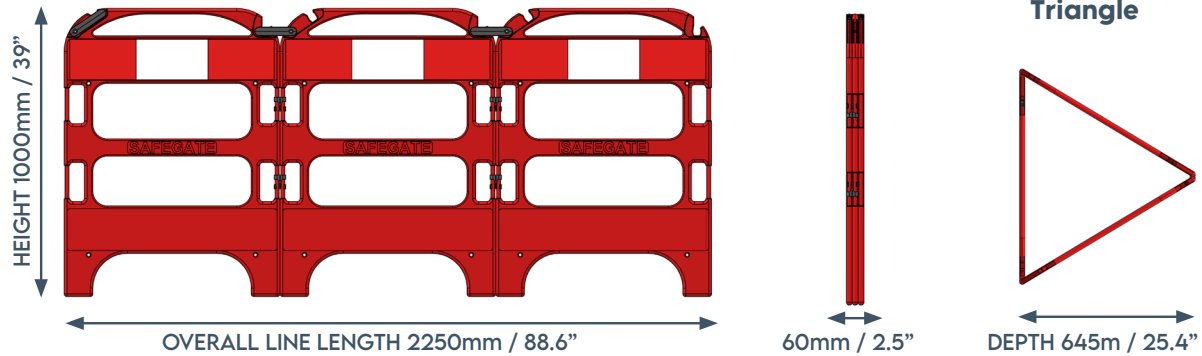
### MANHOLE BARRIER

The SafeGate barrier is designed for use around temporary excavations and commonly used in the communications industry.

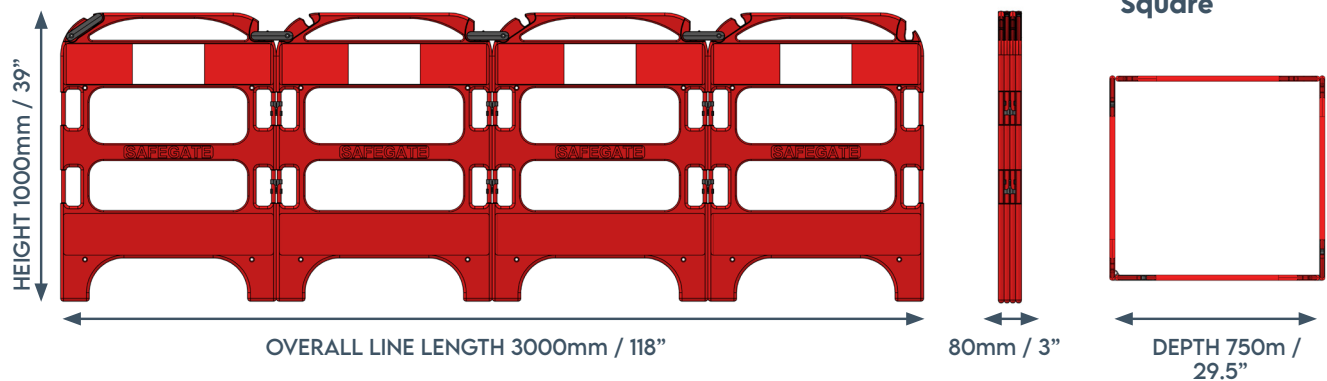


# DIMENSIONS AND WEIGHTS

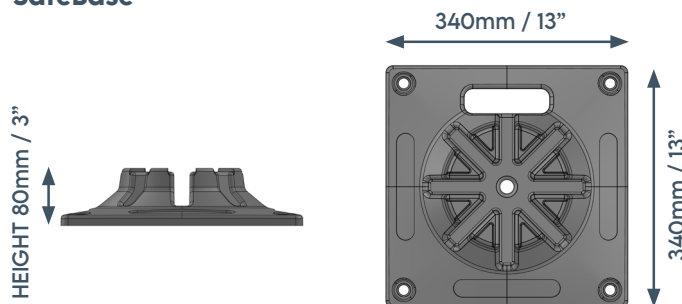
## 3 Way SafeGate



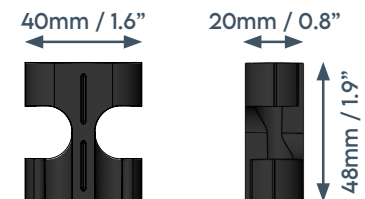
## 4 Way SafeGate



## SafeBase



## SafeGate Clip

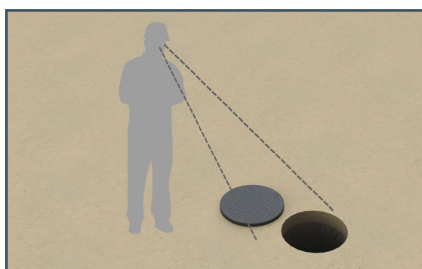


Part Name	Product Code	Height	Width	Length	Weight
SafeBase	O204	80mm / 3"	340mm / 13"	340mm / 13"	3kg / 6lbs
SafeGate 3 Way Barrier	O9737	1000mm / 39"	60mm / 2.5"	750mm / 30"	6kg / 13bs
SafeGate 4 Way Barrier	O9738	1000mm / 39"	80mm / 3"	750mm / 30"	8kg / 18lbs
SafeGate Clip	O9739	48mm / 1.9"	40mm / 1.6"	20mm / 0.8"	

# INSTALLATION AND SAFE HANDLING

Follow the process below for safe and effective installations.

Risk assessments should be carried out to ensure the usage is suitable for the scenario.




Access area around the manhole cover prior to installing SafeGate.




Depending on the application, choose either the 3-way or 4-way SafeGate.




Place the SafeGate around the open manhole cover.



If windy, use the SafeBase to secure the SafeGate.



Place the foot of the SafeGate into the slots on the SafeBase to secure



For SafeGate configurations to achieve certain wind categories, please refer to the 'Wind Resistance' section.

# WIND RESISTANCE

The SafeGate and SafeBase ballast can be configured to meet wind classification requirements as shown below.

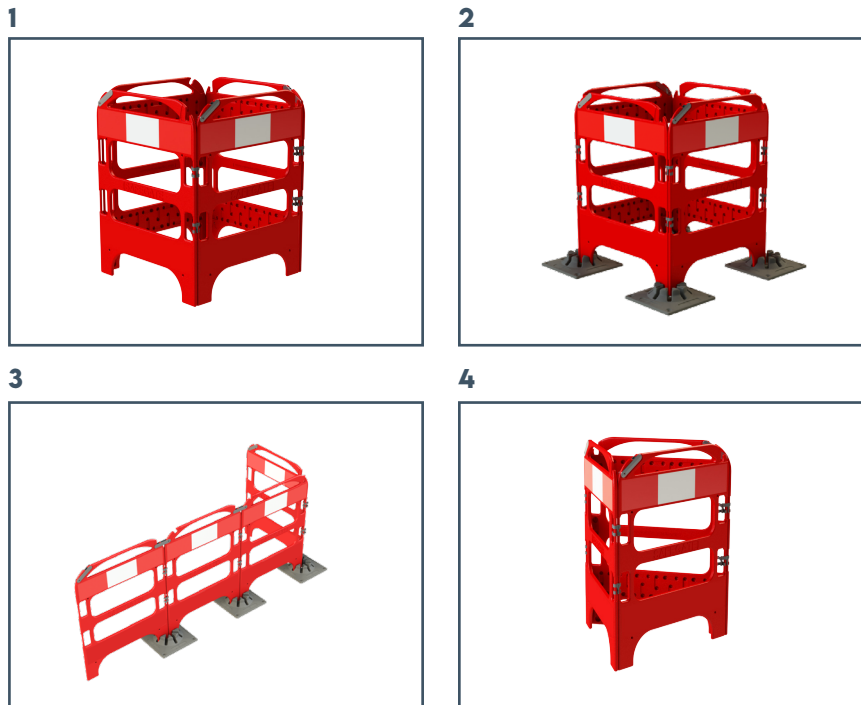
## WIND CLASSIFICATIONS FOR BS8442

Category A: 26.3 m/s, 59mph

Category B: 17.6 m/s, 39mph

Category C: 8.7 m/s, 19mph

## SAFEGATE AND SAFEBASE BALLAST CONFIGURATIONS TO PASS WIND CLASSIFICATIONS



Configuration	Description	Cat C	Cat B	Cat A
1	Safegate 4 Way in a square	✓		
2	Safegate 4 Way in a square with 4 SafeBases	✓	✓	✓
3	Safegate 4 Way in a line with 3 SafeBases & back-stay	✓		
4	Safegate 3 Way in a triangle	✓		

# WIND DATA SCALE SPECIFICATIONS

## WIND CLASSIFICATIONS FOR BS8442

Wind Class	Meters per second (m/s)	Mile per hour (mph)
Class A	26.3	59
Class B	17.6	39.6
Class C	8.7	19.6

## CLASSIFICATION AND LABELLING OF UNITS


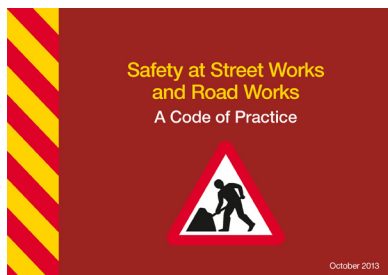
The manufacturer shall indicate the mass ballast to be added to each barrier assembly to resist a specified class of wind speed, depending upon the barrier configuration and the level of wind resistance chosen.

## BEAUFORT SCALE, WIND FORCE OR GALE FORCE

<b>Force 2</b>	8-12mph	Gentle breeze, leaves and small twigs in constant motion, wind extends light flag
<b>Force 3</b>	13-18mph	Moderate breeze, raises duct loose paper, small branches are moved
<b>Force 5</b>	19-24mph	Fresh breeze, small trees in leaf begin to sway, crested wavelets form on inland water
<b>Force 6</b>	25-31mph	Strong breeze, large branches in motion, whistling heard in telegraph wires, umbrellas difficult
<b>Force 7</b>	32-38mph	Near gale, walking noticeably hampered
<b>Force 8</b>	39-46mph	Gale, branches break, walking very difficult
<b>Force 9</b>	47-54mph	Severe gale, slates blown off roofs
<b>Force 10</b>	55-63mph	Storm, trees up rooted



## CODE COMPLIANCE



BRITISH  
STANDARDS



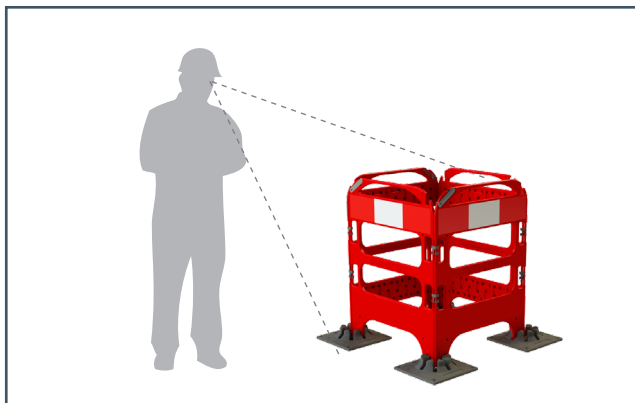
### WHAT IS REGULATORY COMPLIANCE?

The Street Works manual, or Red Book, tells contractors how to set up their street works sites in a compliant manner and tells manufacturers how to make compliant products. Oxford Plastics design plastic safety barriers & anti-climb enhanced barriers that are 100% compliant with the Safety at Street Works and Road Works (Red Book), Traffic Signs Manual (Chapter 8), BS 8442:2015 Miscellaneous road traffic signs and devices - requirements and test methods, BS EN 13422:2019 Vertical road signs — Portable deformable warning devices and delineators — Portable road traffic signs — Cones and cylinders, BS 7818:1995 Specification for pedestrian restraint systems in metal.


The SafeGate barrier system is Chapter 8 compliant for streetworks use.

## INSPECTION AND MAINTENANCE

Care for the product by following the below guidance:



Inspect each product for signs of damage between every installation, including SafeGate and SafeBase.



When storing and transporting, ensure the SafeGate are stacked and lay flat on top of each other. SafeBases are able to be uniformly stacked too.

### SIGNS OF DAMAGE

Cracks or breaks in the SafeGate indicate it has been damaged through improper use.

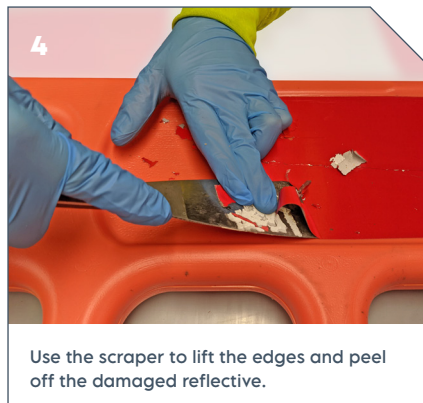
If the products shows signs of damage, it should be disposed of.

Spare parts such as clips and SafeBases are available to purchase as spare parts.

The barriers reflective is also able to be replaced in house

# REPAIRING THE REFLECTIVE

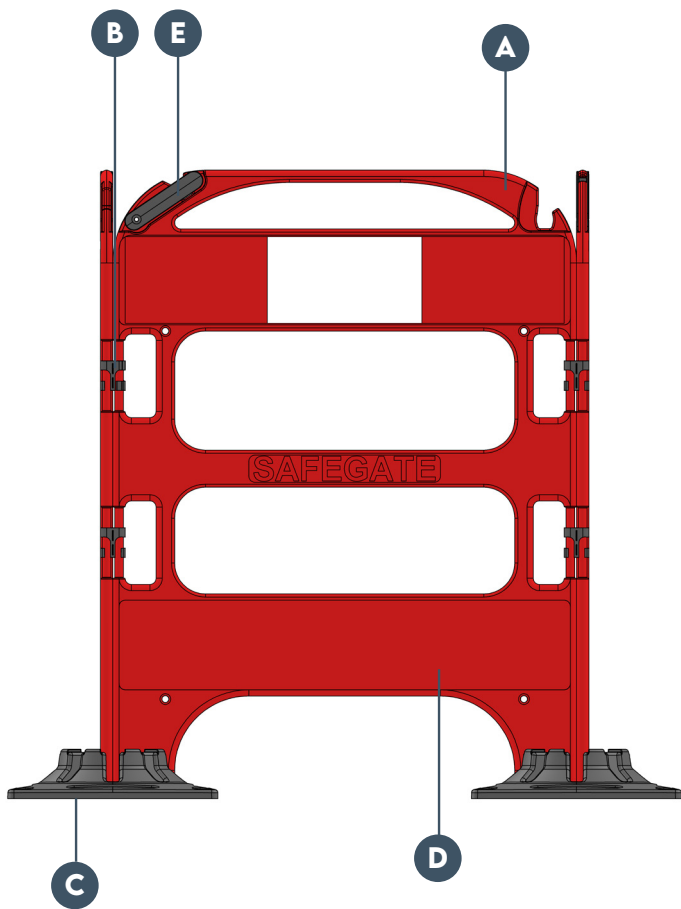
A guide to reapplying reflective strips on Chapter 8 barriers.





# SPARES

Parts can be disassembled, enabling elements to be replaced in the unlikely event of damage.



	Part Name	Material	Product Code
A	SafeGate	HDPE	O9737
B	SafeGate Clip	HDPE	O9739
C	SafeBase	Recycled PVC	O204
D	Reflective	Red and White prismatic acrylic	O9897
E	Lapping Bar	Black, HDPE	O9740



## RECYCLABILITY



The SafeGate is made from HDPE and the SafeBase is made from recycled plastic. All components are recyclable.

Contact Oxford Plastics for information about returning end of life products.





## ASSOCIATED PRODUCTS

When setting up a streetworks site, other Oxford Plastics solutions can be used to ensure compliance is achieved.. Advanced barrier systems, trench covers, road plates, wheelchair ramps and cones.



**ADVANCED BARRIER SYSTEMS**



**WHEELCHAIR RAMPS**




**ROAD CONES**



**STREET WORKS SIGN**



**TRENCH COVERS**



**ROAD PLATES**

## CONTACT INFORMATION

### UK & R.O.W

Oxford Plastic Systems Ltd  
Unit T2, Enstone Business Park  
Enstone,  
Chipping Norton  
Oxfordshire  
OX7 4NP  
United Kingdom

[sales@oxfordplastics.com](mailto:sales@oxfordplastics.com)  
Tel: +44(0)1608 678888

### USA

Oxford Plastic Systems LLC  
1011 Centre Rd,  
Suite 312,  
Wilmington  
DE  
19805  
USA

[info@oxfordplasticsusa.com](mailto:info@oxfordplasticsusa.com)  
1-800-567-9182